

# Heavy Duty Floor Polish Remover

  
Jangro

When dosing concentrate chemicals always use the recommended PPE, and always read the labels to check best practice for handling both the undiluted & ready to use solutions.

## Product Usage Guide

PREMIUM



### BD255-5



#### Health & Safety

Please refer to relevant COSHH Safety Data Sheet



Scan for further product details



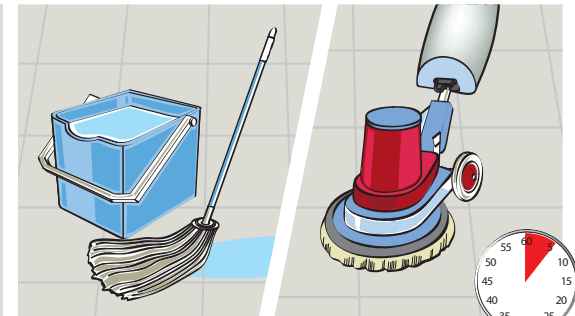
**1** Use appropriate PPE as indicated in the Safety Data Sheet and place Safety Signs.



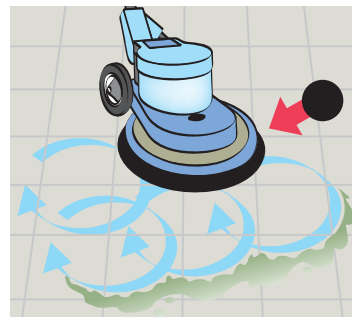
**2** Sweep floor.



**3** Dilute 250ml per 5 litres of cold water.




**4** Apply solution liberally to floor using mop or scrubber. Leave for 5 minutes but do not let dry.



**5** Machine scrub using an overlapping pattern with black stripping pad.



**6** Remove slurry with wet suction machine or mop.



**7** Rinse with a solution of 1 capful of vinegar per 5 litres water to neutralise. If old polish remains repeat steps 4 - 7.



**8** Once surface is dry remove Safety Signs.



Use your preferred Jangro floor seal &/or polish for the best finish.