

Destaining Powder



Product Usage Guide

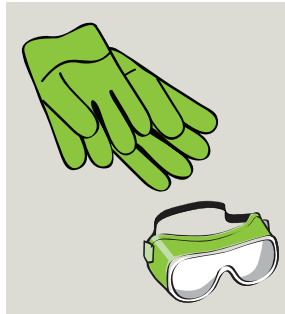
Professional



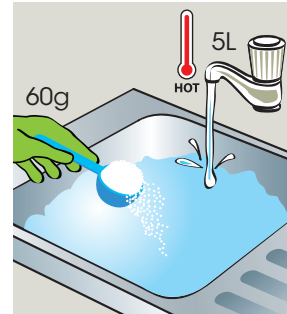
BB110-10



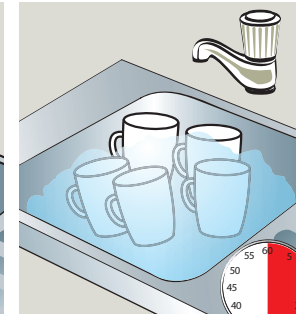
Crockery



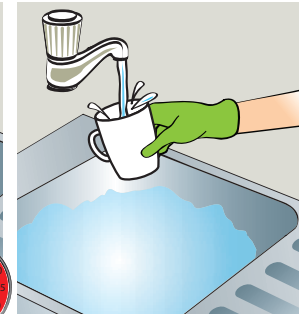
1 Use appropriate PPE as indicated in the Safety Data Sheets.



2 Fill sink with hot water. Dilute 60g powder per 5 litres water.



3 Soak items for 30 minutes.

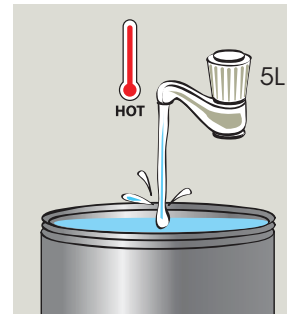


4 Rinse with clean water.

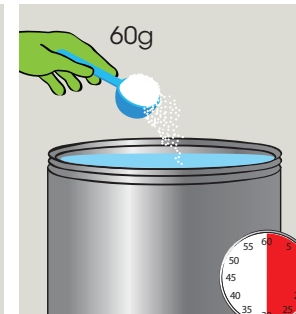
Tea Urn



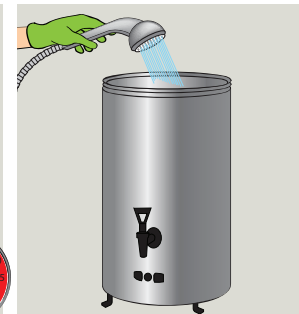
1 Use appropriate PPE as indicated in the Safety Data Sheets.



2 Fill urn with hot water.



3 Add 60g powder per 5 litres of water. Leave for 30 minutes.




4 Rinse with clean water.

Health & Safety

Please refer to the Safety Data Sheets



Scan for further product details

 Do not use on Aluminium.